

2020 Workforce Monitor[®]

Covid-19 Response

American Staffing Association

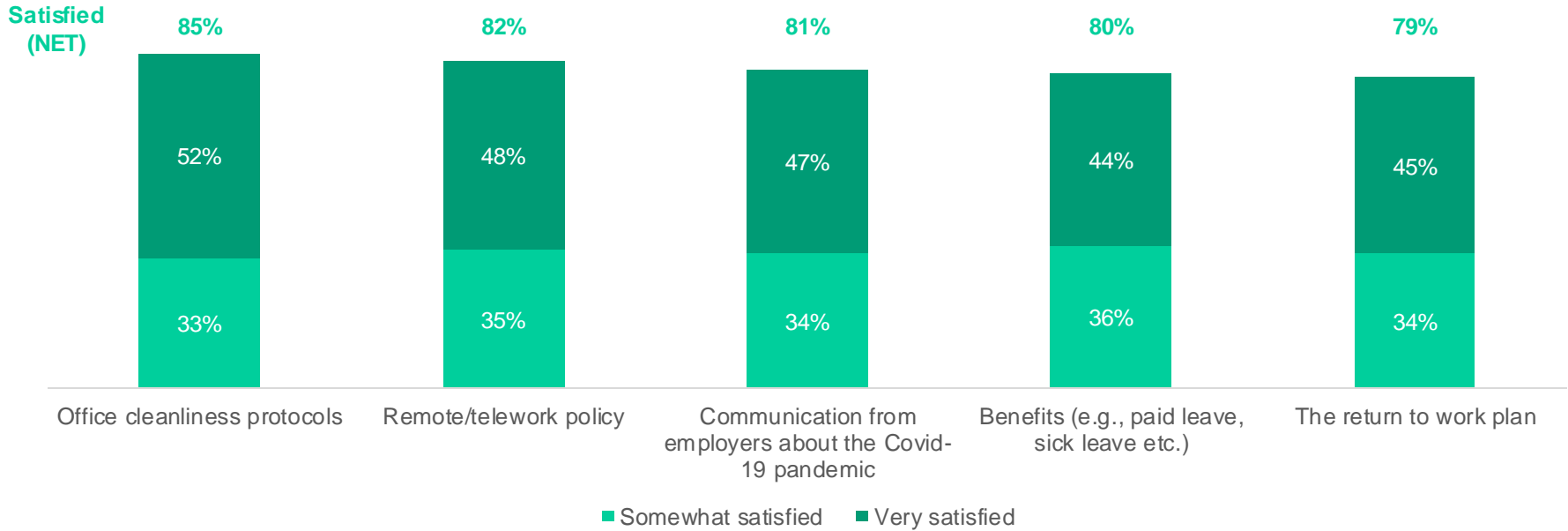
July 16, 2020



Employees Satisfied with Employers' Return to Work Plans

Satisfaction with Employer Response to Covid-19 Pandemic

(among employed adults who did not select "not applicable")



BASE: EMPLOYED (NOT SELF-EMPLOYED) [APPLICABLE RESPONSES] (BASE VARIES)

Q905 How satisfied are you with your employer's response to the Covid-19 pandemic as it relates to the below issues?



More Men Than Women Satisfied With Employers' Return to Work Plans

Satisfaction with Employer Response to Covid-19 Pandemic BY GENDER

		Male	Female
Office cleanliness protocols	Satisfied (NET)	89%	81%
	<i>Very Satisfied</i>	<i>59%</i>	<i>43%</i>
Communication from employers about the Covid-19 pandemic	Satisfied (NET)	84%	77%
	<i>Very Satisfied</i>	<i>49%</i>	<i>45%</i>
The return to work plan	Satisfied (NET)	83%	74%
	<i>Very Satisfied</i>	<i>49%</i>	<i>38%</i>
Benefits (e.g., paid leave, sick leave etc.)	Satisfied (NET)	82%	77%
	<i>Very Satisfied</i>	<i>48%</i>	<i>39%</i>
Remote/telework policy	Satisfied (NET)	81%	83%
	<i>Very Satisfied</i>	<i>50%</i>	<i>44%</i>

BASE: EMPLOYED (NOT SELF-EMPLOYED) [APPLICABLE RESPONSES] (BASE VARIES)

Q905 How satisfied are you with your employer's response to the Covid-19 pandemic as it relates to the below issues?



Fewer Gen Z Employees Satisfied with Employers' Return to Work Plans

Satisfaction with Employer Response to Covid-19 Pandemic BY GENERATION

		Gen Z (18-23)	Millennial (24-39)	Gen X (40-55)	Baby Boomer (56-74)
Communication from employers about the Covid-19 pandemic	Satisfied (NET)	78%	77%	85%	82%
	Very Satisfied	30%	47%	50%	49%
Office cleanliness protocols	Satisfied (NET)	75%	85%	87%	88%
	Very Satisfied	41%	55%	52%	53%
Remote/telework policy	Satisfied (NET)	73%	85%	82%	83%
	Very Satisfied	26%	50%	49%	52%
The return to work plan	Satisfied (NET)	62%	82%	77%	85%
	Very Satisfied	24%	52%	44%	41%
Benefits (e.g., paid leave, sick leave etc.)	Satisfied (NET)	61%	82%	80%	84%
	Very Satisfied	18%	44%	48%	49%

BASE: EMPLOYED (NOT SELF-EMPLOYED) [APPLICABLE RESPONSES] (BASE VARIES)

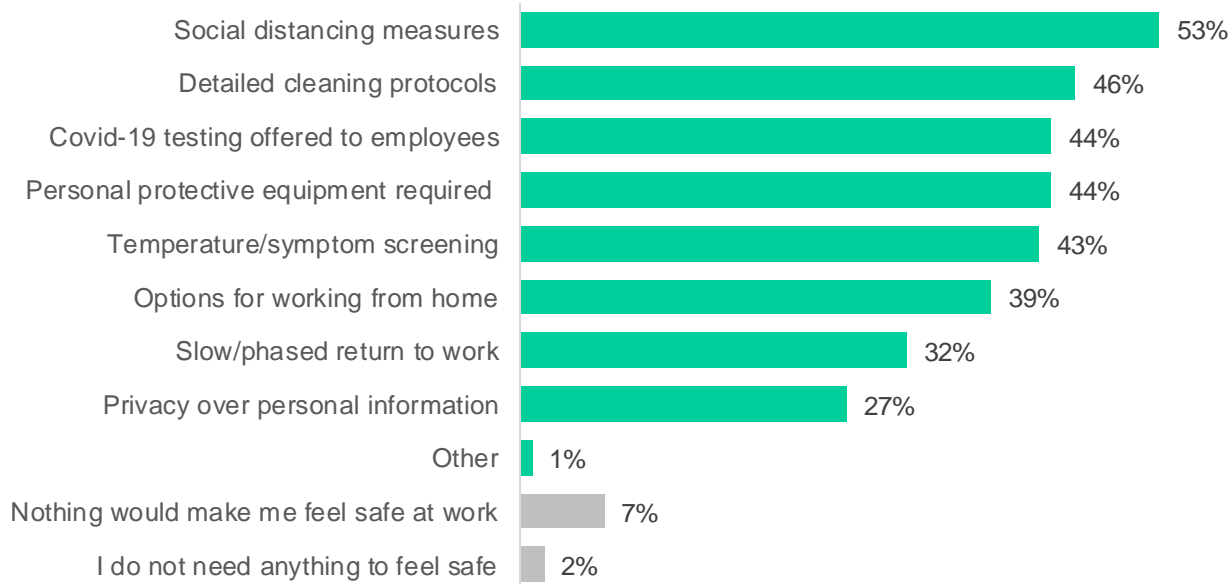
Q905 How satisfied are you with your employer's response to the Covid-19 pandemic as it relates to the below issues?

*Base size for silent generation is not large enough for analysis at this question (n<50)



Half of Employees Say Social Distancing Measures Critical For Them to Feel Safe At Work During Pandemic

Critical to Feel Safe at Work



BASE: EMPLOYED (n=1,134)

Q910 Thinking about the Covid-19 pandemic, which of the following would be critical for you to feel safe at work? Please select all that apply.



1 in 7 Healthcare Workers say Nothing Would Make Them Feel Safe at Work

Critical to Feel Safe at Work BY INDUSTRY

	Office Clerical and Admin (n=142)	Industrial (n=173)	Healthcare (n=107)	Engineering, IT, Scientific (n=220)	Professional/ Managerial (n=479)
Any (Net)	89%	92%	84%	97%	92%
Social distancing measures	56%	59%	45%	53%	54%
Detailed cleaning protocols	54%	49%	40%	42%	46%
Options for working from home	52%	21%	20%	39%	46%
Personal protective equipment required	46%	40%	39%	52%	43%
Covid-19 testing offered to employees	42%	40%	44%	49%	45%
Temperature/symptom screening	39%	43%	37%	47%	44%
Slow/phased return to work	38%	28%	26%	30%	34%
Privacy over personal information	23%	24%	24%	32%	28%
Other	-	1%	*	-	1%
Nothing would make me feel safe at work	7%	8%	14%	2%	6%
I do not need anything to feel safe	4%	-	2%	*	2%

BASE: EMPLOYED (n=1,134)

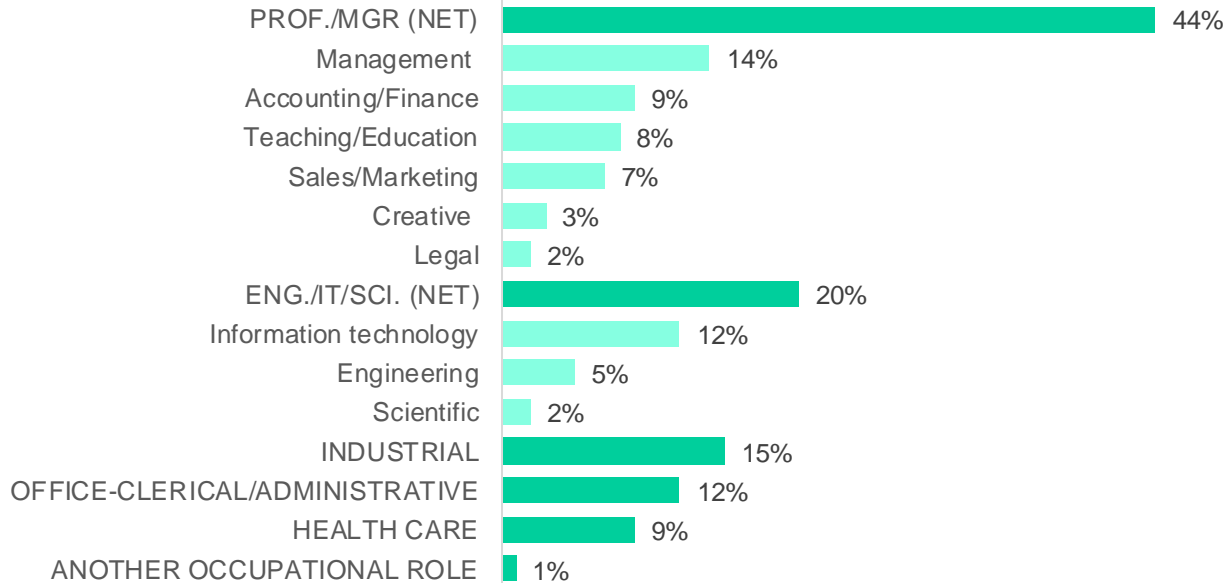
Q910 Thinking about the Covid-19 pandemic, which of the following would be critical for you to feel safe at work?

Please select all that apply.



Current Industry

Current Profession/Industry



BASE: EMPLOYED (n=1,132)

Q510 Which of the following best describes the type of work you do in your current organization? *If you have more than one job, please answer this question based on the job you work the most hours at.*