

# 2021 Workforce Monitor<sup>®</sup>

Barriers in Return to On-site Work  
American Staffing Association



# Research Method

This survey was conducted online within the U.S. by The Harris Poll between March 25 and 29, 2021 on behalf of the American Staffing Association of 2,055 U.S. adults ages 18+ among whom 1,088 are employed and 1,221 are employed or not employed but looking.

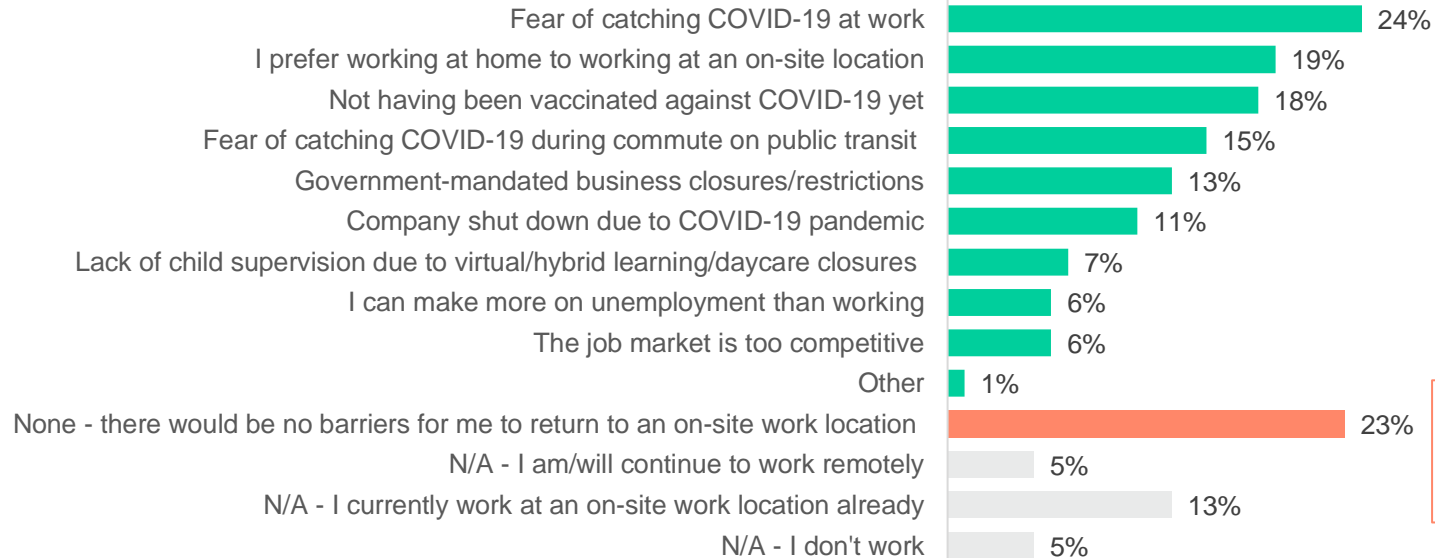
Figures for age, sex, race/ethnicity, education, region and household income were weighted where necessary to bring them into line with their actual proportions in the population. Propensity score weighting was used to adjust for respondents' propensity to be online.

All sample surveys and polls, whether or not they use probability (purely random) sampling, are subject to multiple sources of error which are most often not possible to quantify or estimate, including sampling error, coverage error, error associated with nonresponse, error associated with question wording and response options, and post-survey weighting and adjustments.



# More Than Half of U.S. adults (54%) Cite Barriers Preventing Them From Returning to On-site Work Locations During the Ongoing Pandemic

## BARRIERS TO RETURNING TO ON-SITE WORK LOCATIONS



**54%**  
Say there are barriers to return to an on-site work location

**23%**  
Say there are no barriers to return to an on-site work location

**BASE: ALL QUALIFIED RESPONDENTS (n=2,055)**

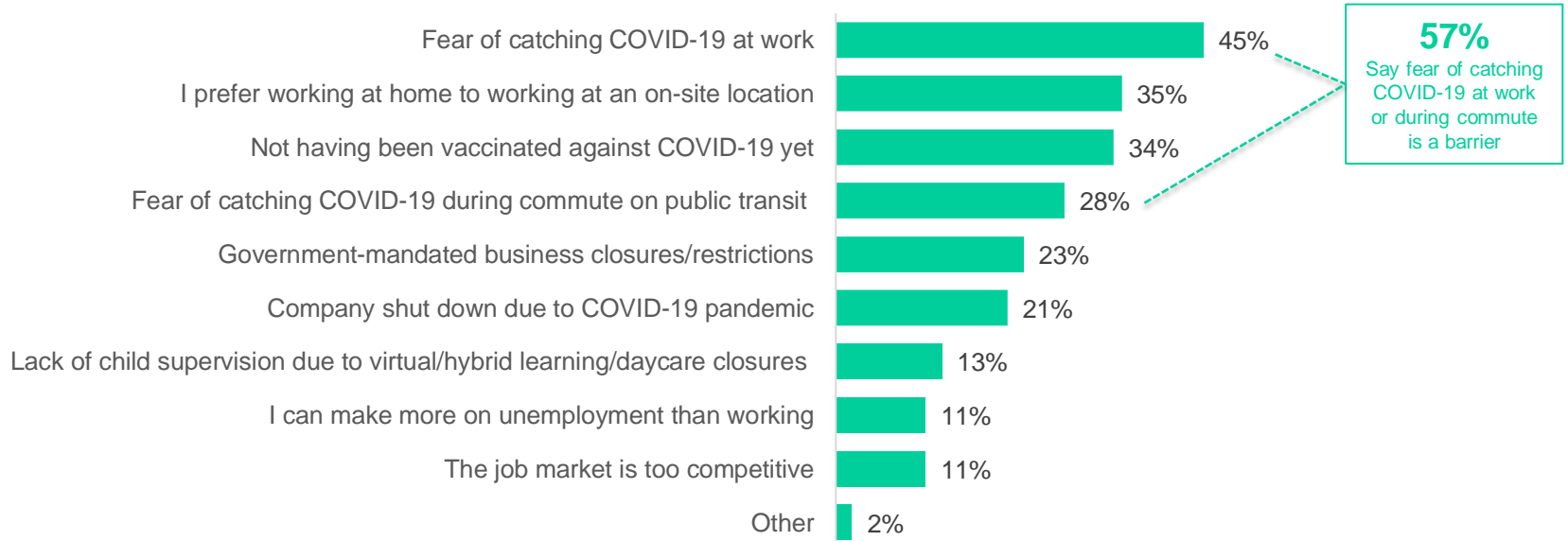
**Q1** Which of the following would be among the biggest barriers for you to return to an on-site work location (i.e., at a "brick-and-mortar" location, factory, or office) during the COVID-19 pandemic? Please select all that apply. Even if you are not currently employed, we are still interested in your response.



# The Top Three Barriers Among Those Who Cite Any Are Fear of Catching Covid-19, Preference to Work at Home, and Not Yet Being Vaccinated

## BARRIERS TO RETURNING TO ON-SITE WORK LOCATIONS

(AMONG THOSE WHO SAY THERE ARE BARRIERS TO RETURN)



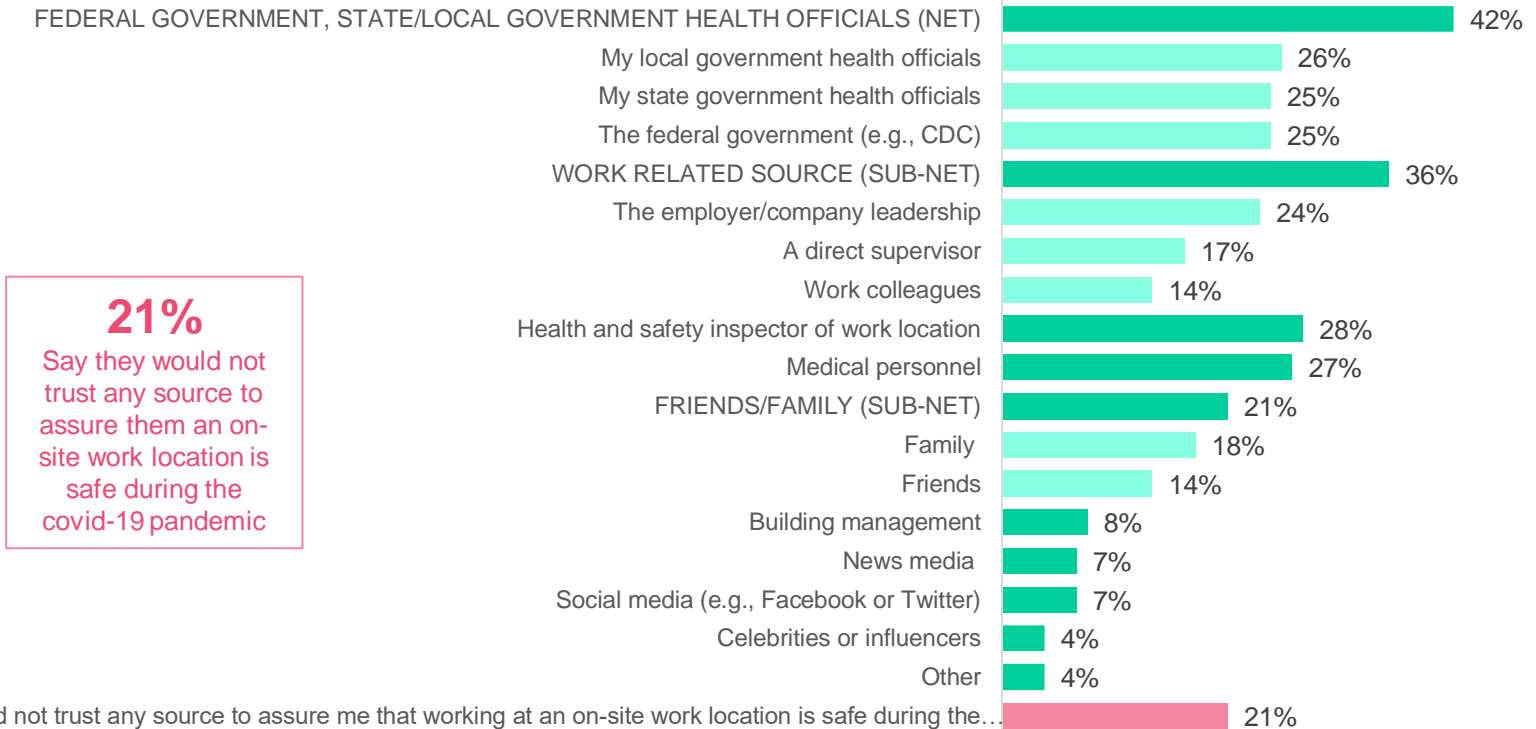
**BASE: THOSE WHO SAY THERE ARE BARRIERS TO RETURN TO AN ON-SITE WORK LOCATION (n=1,102)**

**Q1** Which of the following would be among the biggest barriers for you to return to an on-site work location (i.e., at a "brick-and-mortar" location, factory, or office) during the COVID-19 pandemic? Please select all that apply. Even if you are not currently employed, we are still interested in your response.



# Work and Government Health Officials are Among the Top Trusted Sources

## Sources to Assure Safety at On-Site Work Locations



**21%**  
 Say they would not trust any source to assure them an on-site work location is safe during the covid-19 pandemic

None - I would not trust any source to assure me that working at an on-site work location is safe during the...

**BASE: ALL QUALIFIED RESPONDENTS (n=2,055)**

**Q3** Which of the following source(s) would you trust to assure you that working at an on-site location is safe during the COVID-19 pandemic? Please select all that apply.