



American Staffing Association

ASA Workforce Monitor – Fall 2024

Hopeless Hunting

INDUSTRY
Advocacy
Jobs
education
SKILLS
FLEXIBLE JOBS
SOLUTIONS
ADVO
CANDIDATES
WORKFORCE
Publication resource
CLIENTS
TEAM

Background and Methodology

Methodology

This survey was conducted online within the United States by The Harris Poll on behalf of ASA from August 13 - 15, 2024 among 2,077 adults ages 18 and older, of whom 1,267 are employed. The sampling precision of Harris online polls is measured by using a Bayesian credible interval.

For this study, the sample data is accurate to within +/- 2.5 percentage points using a 95% confidence level.

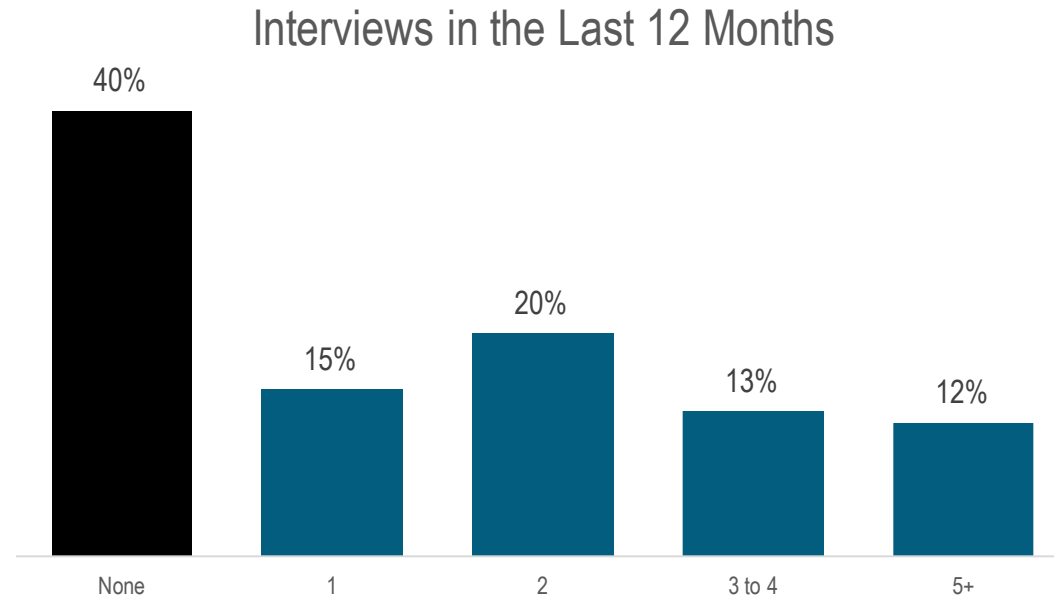
The 2022 survey mentioned in the proceeding slides was conducted online within the U.S. by The Harris Poll on behalf of ASA from Oct. 27–31, 2022, among a total of 2,019 U.S. adults age 18 and older, of whom 1,140 were employed. The sampling precision of Harris online polls is measured by using a Bayesian credible interval of +/-2.8%.

Contact ASA with further questions about the methodology.

Note when reading tables

Circles on data points represent a statistical significance

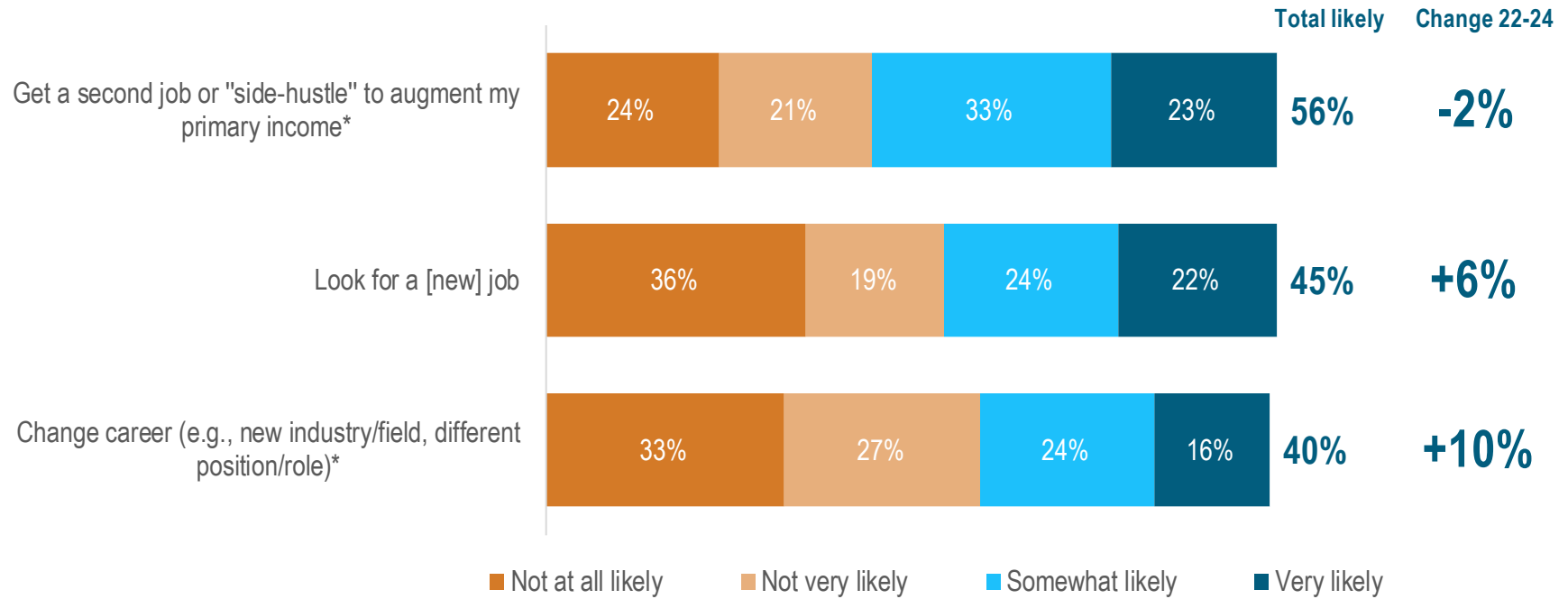
In the Last Year, 4 in 10 of Those Not Employed but Looking for a Job Did Not Have a Single Interview



Q7 In the last 12 months how many interviews have you had?
Base: Not employed but looking (n=153)

Compared to 2022, More Americans Likely To Look For a New Job/Employees More Likely to Change Careers; Majority of Employees Still Likely To Get Secondary Job

Likelihood to Do Each of the Following in the Next Year



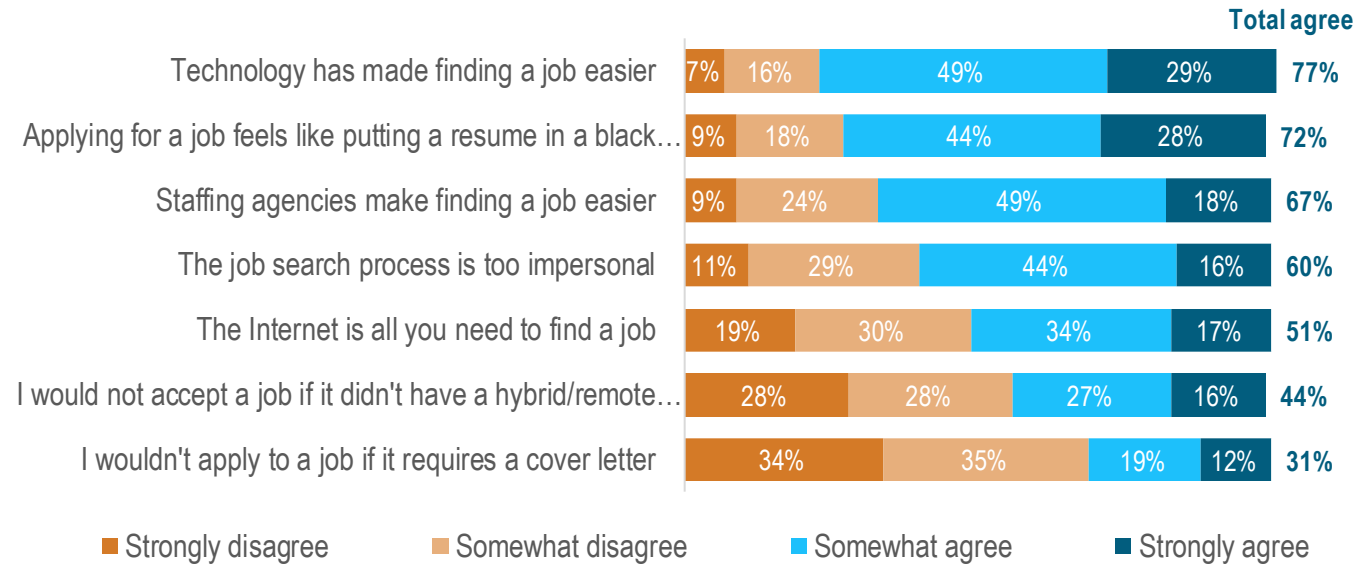
*Employed only

Q5 How likely are you to do each of the following in the next year?
Base: All Respondents (n=2,077); Employed (n=1,267)



Two-thirds of Americans Agree Staffing Agencies Make Finding a Job Easier

How much do you agree or disagree with the following:

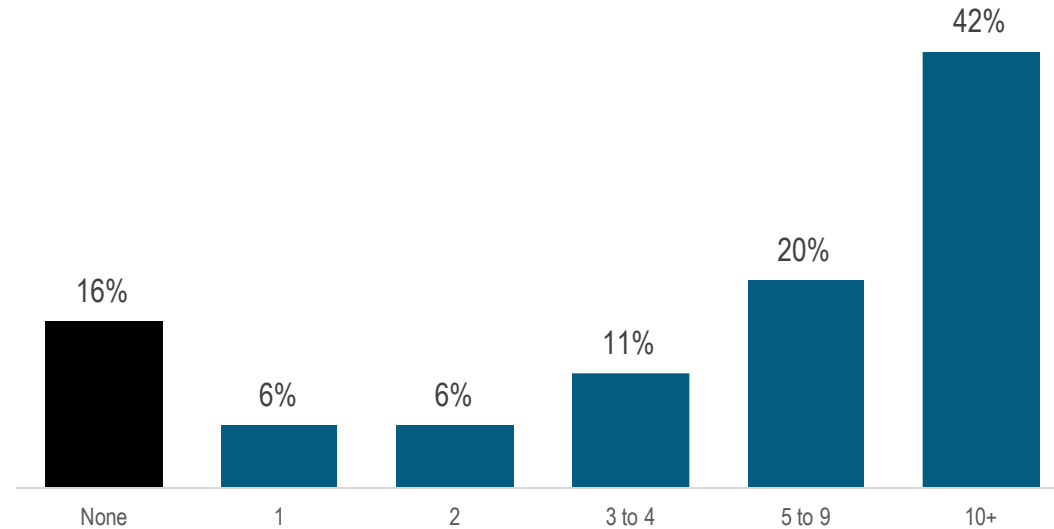


Q8 How much do you agree or disagree with each of the following statements?
 Base: All Respondents (n=2,077); Employed (n=1,267)



In the Last Year, Four in 10 of Those Not Employed but Looking for a Job Applied to 10 or More Positions

Jobs Applied to in the Last 12 Months



Q7 In the last 12 months how many jobs have you applied to?
Base: Not employed but looking (n=153)

