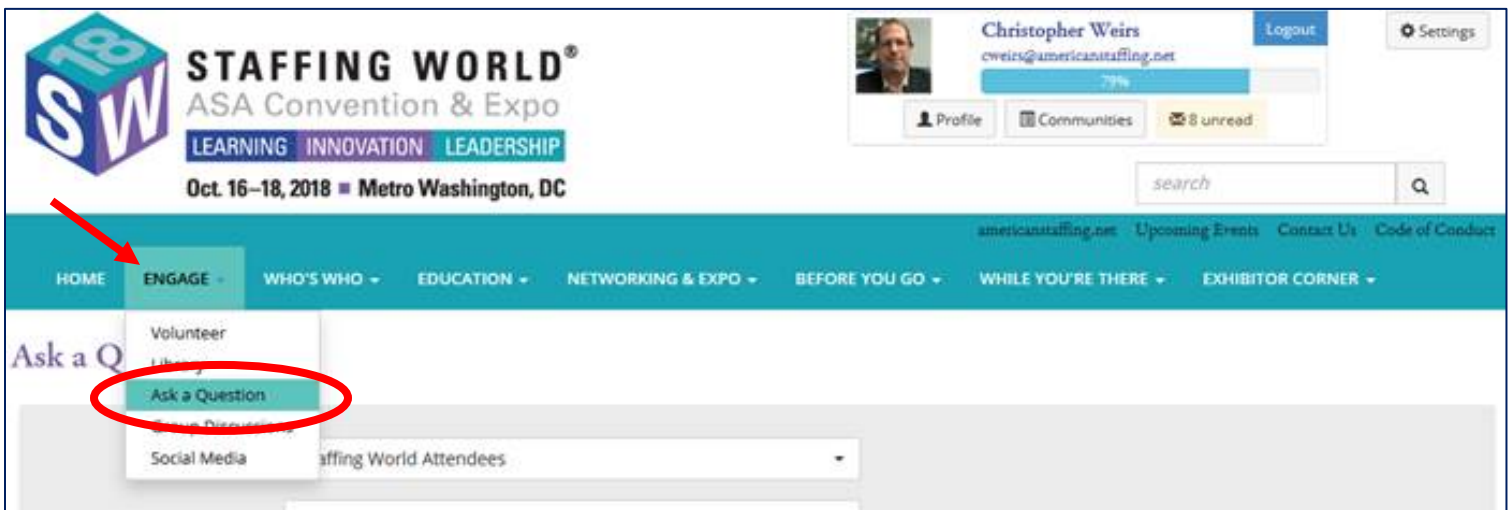


Promote Your Workshop in the Staffing World® Community!

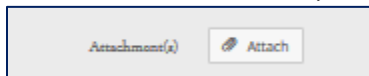
Just when you thought your Staffing World experience couldn't get any better...you are now a member of the new [Staffing World 2018 Community](#). It's an online community exclusively for Staffing World 2018 attendees and presenters. Promotional videos of your workshop can be posted in the community for all attendees to see—building a natural buzz and excitement around your workshop.

If you have already created a promotional video for your workshop, then all you need to do is follow these steps in order to successfully upload your promotional video to the community:

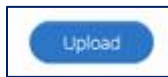
1. Log into the [Staffing World 2018 Community](#)
2. Click on “Engage”
3. Select “Ask a Question” from the dropdown menu



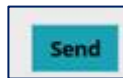
4. Fill in the areas of the form, and then near the bottom, click on “Attach



5. Click on “Choose Files”, navigate to the file/video you would like to download from your computer.



6. Click “upload”.



7. Once the upload is complete, then hit “Send”.

8. You've just successfully uploaded your promotional video to the community!

9. We thank you again for promoting your workshop, we look forward to connecting with you in the [Staffing World 2018 Community](#)—and seeing you soon in person in metro Washington DC for Staffing World 2018!