

AMERICAN STAFFING ASSOCIATION  
WORKFORCE MONITOR® —  
THE SKILLS GAP—PART 2



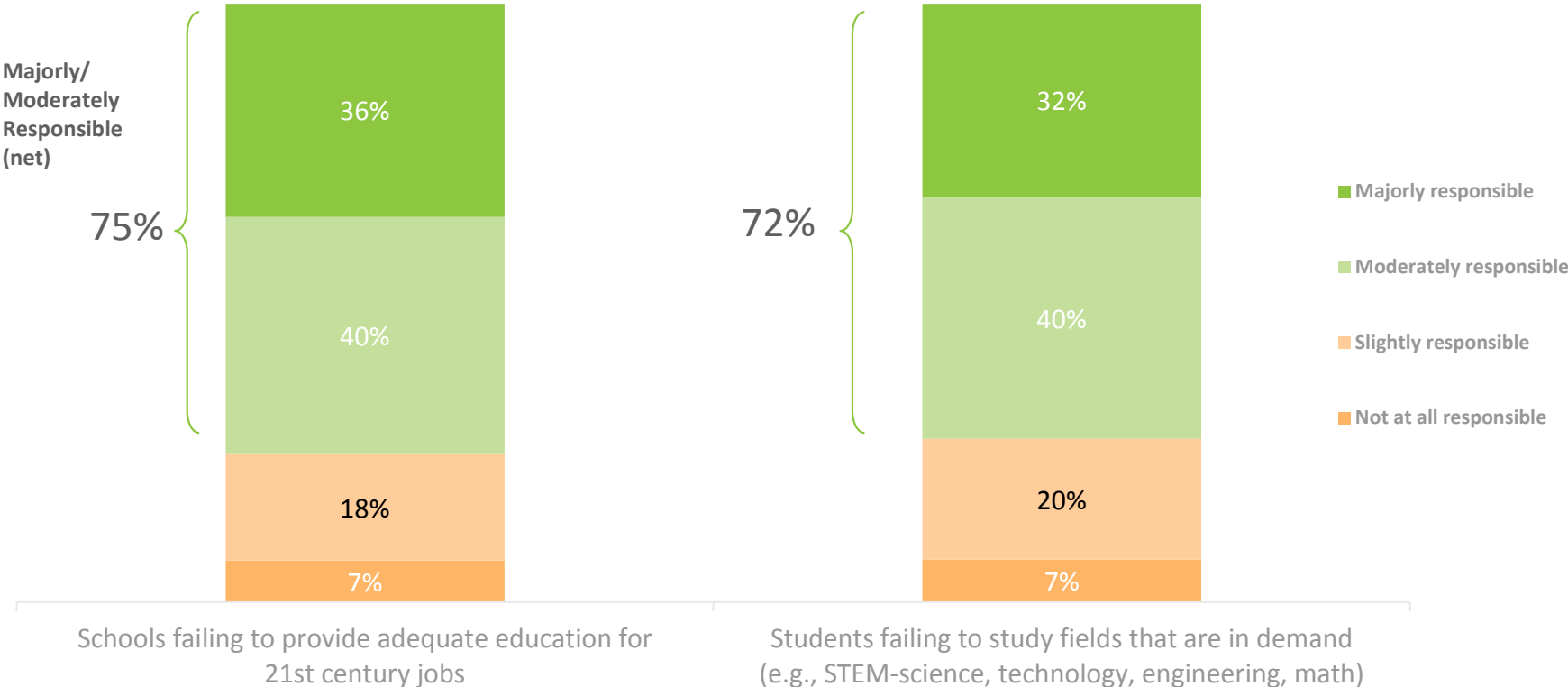
# METHODOLOGY

- This study was conducted online by Harris Poll on behalf of the American Staffing Association from August 10-14, 2017.
- Qualifying criteria to participate in the survey were as follows:
  - U.S. Resident
  - Age 18+
- A total sample size of 2,023 interviews were collected.
- Data were weighted by age, gender, race/ethnicity, education, region and household income, where necessary, to bring them into line with their actual distributions based on 2016 CPS data. A second layer of weighting was also used to adjust for differences between the online and offline populations.
- All sample surveys and polls, whether or not they use probability sampling, are subject to multiple sources of error which are most often not possible to quantify or estimate, including sampling error, coverage error, error associated with nonresponse, error associated with question wording and response options, and post-survey weighting and adjustments.

# THREE IN FOUR SAY A FACTOR MOST RESPONSIBLE FOR THE SKILLS GAP IS SCHOOLS FAILING TO PROVIDE ADEQUATE EDUCATION FOR 21ST CENTURY JOBS

Seven in 10 cite students failing to study fields that are in demand.

### Responsibility of Schools and Individuals

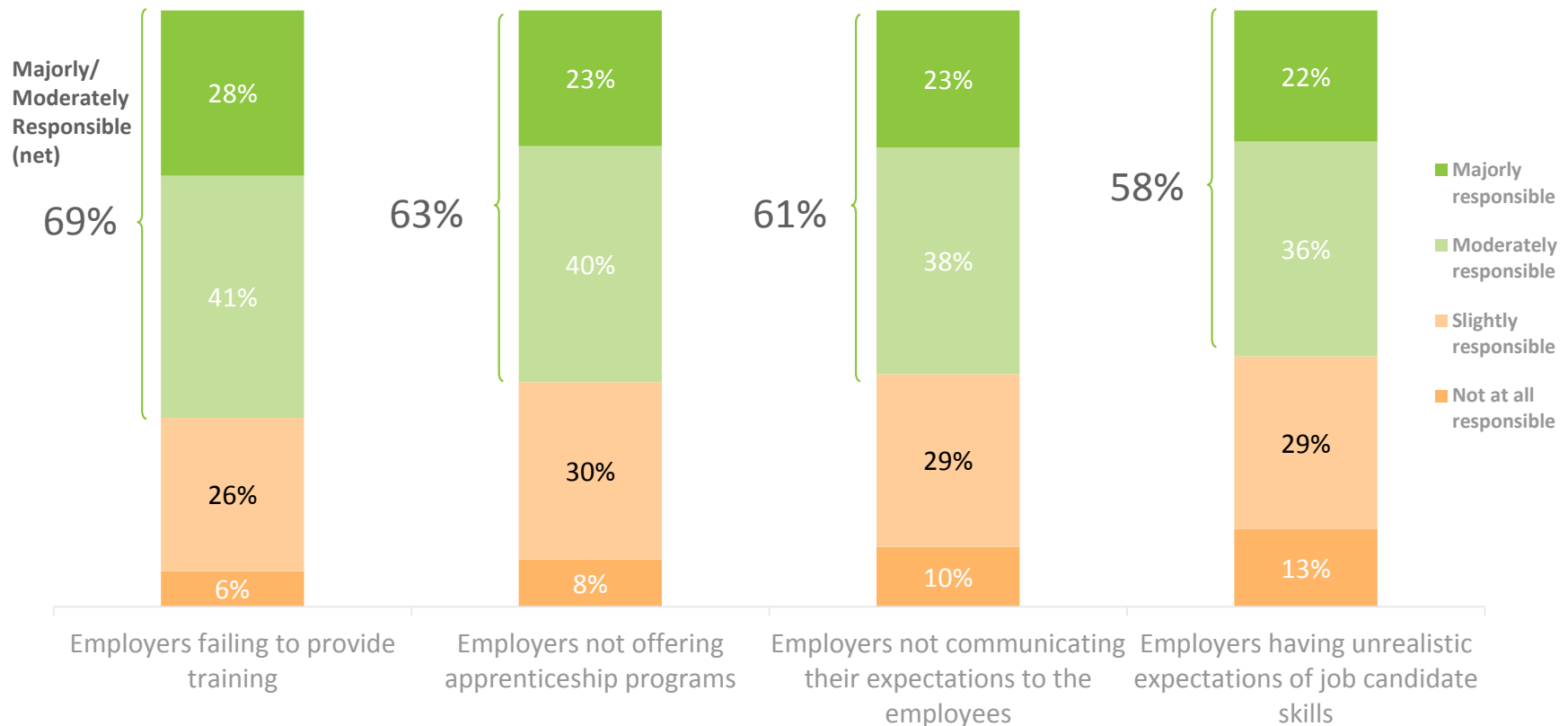


BASE: QUALIFIED RESPONDENTS (n= 2,023)

Q5 How responsible are each of the following factors in causing the skills gap? Even if you are unsure, please provide your best guess.

# ABOUT SIX OUT OF 10 U.S. ADULTS CITE SEVERAL EMPLOYER-DRIVEN FAILURES AS BEING RESPONSIBLE FOR THE SKILLS GAP CHALLENGE

Responsibility of Employers

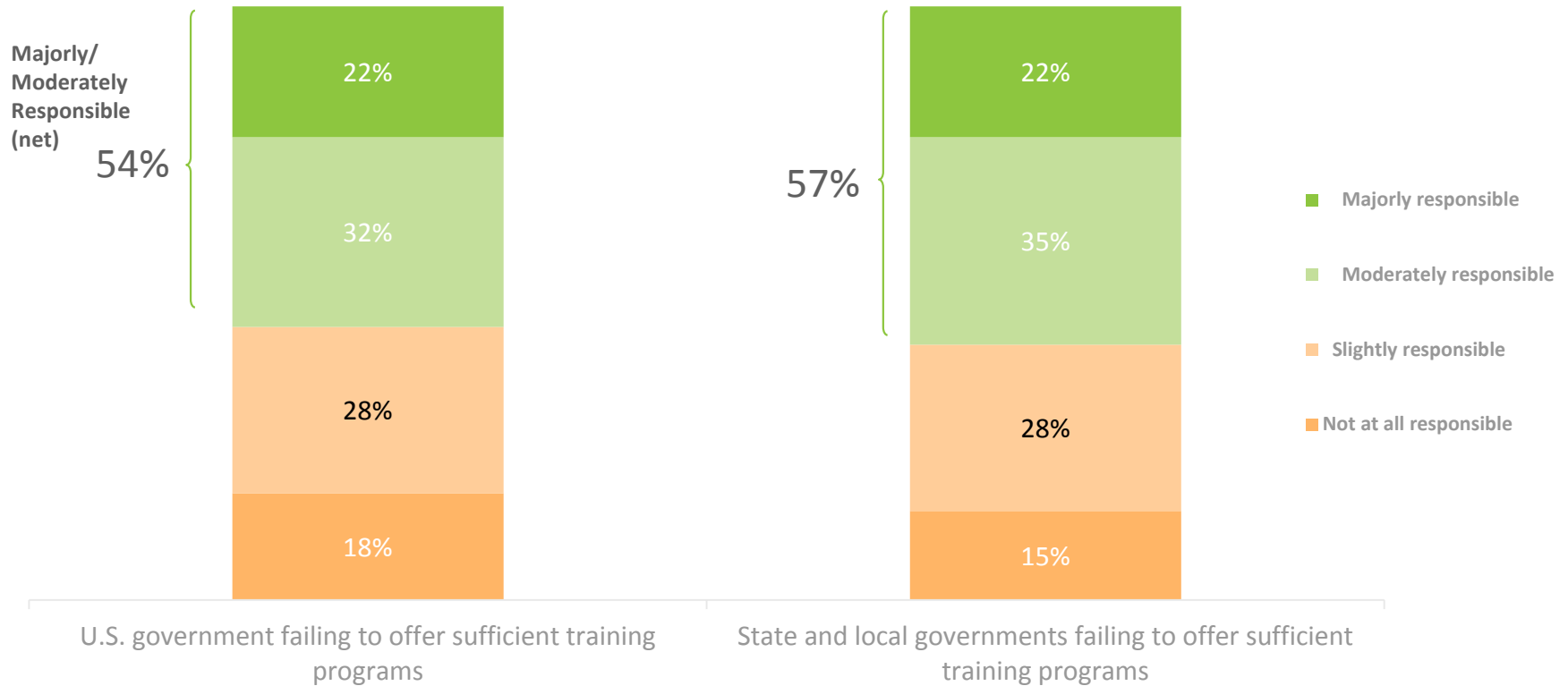


BASE: QUALIFIED RESPONDENTS (n= 2,023)

Q5 How responsible are each of the following factors in causing the skills gap? Even if you are unsure, please provide your best guess.

# OVER HALF SAY THE FAILURE OF FEDERAL, STATE, AND LOCAL GOVERNMENTS TO OFFER SUFFICIENT TRAINING PROGRAMS IS A CAUSE OF THE SKILLS GAP

## Responsibility of Governments

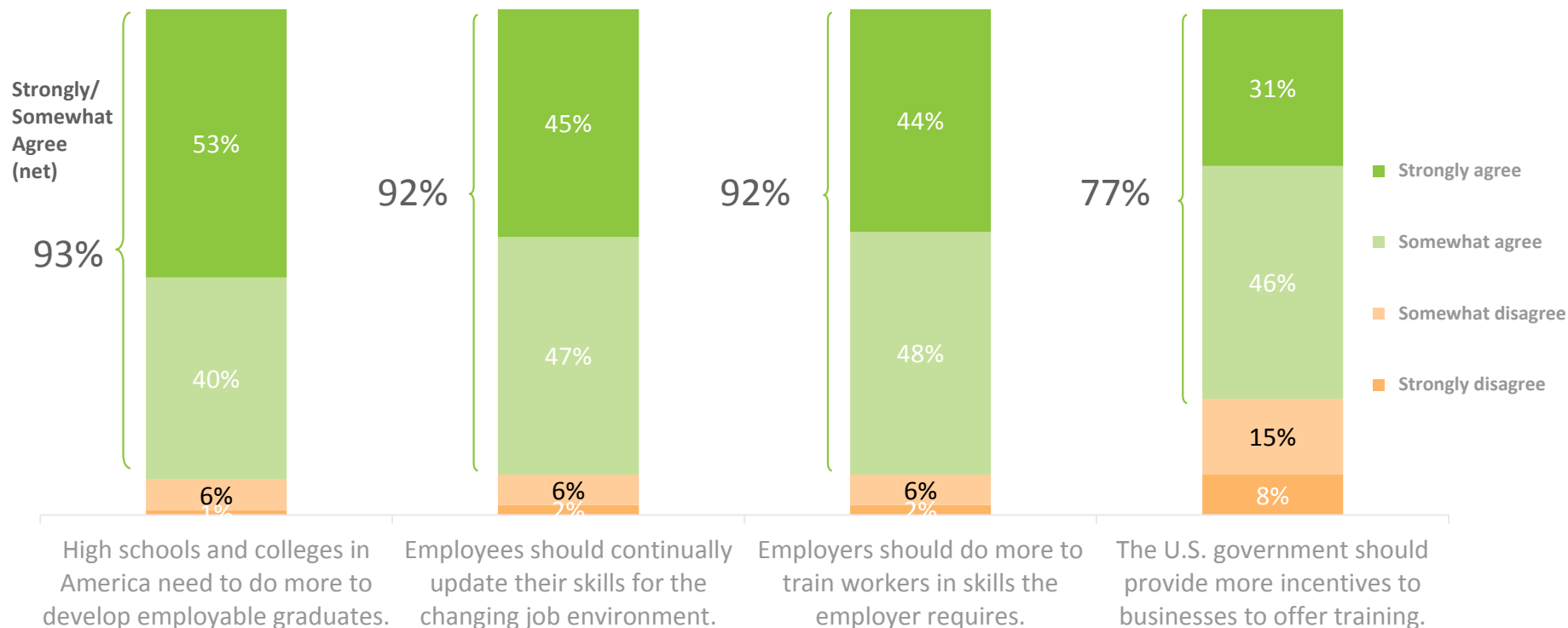


BASE: QUALIFIED RESPONDENTS (n= 2,023)

Q5 How responsible are each of the following factors in causing the skills gap? Even if you are unsure, please provide your best guess.

# A MAJORITY SAYS SCHOOLS, INDIVIDUALS, EMPLOYERS, AND GOVERNMENTS ALL BEAR SOME RESPONSIBILITY FOR THE SKILLS GAP CHALLENGE

## Agreement Statements



BASE: QUALIFIED RESPONDENTS (n= 2,023)

Q7 How much do you agree or disagree with each of the following statements?

# DEMOGRAPHICS

		N=2,023
Gender	Male	48%
	Female	52%
Age	18-34	26%
	35-44	17%
	45-54	18%
	55-64	19%
	65+	21%
Education	Less than high school	28%
	Some college	32%
	College grad+	41%
Income	<\$50k	45%
	\$50k - \$74.9k	18%
	\$75k - \$99.9k	12%
	\$100k+	19%